

BD 295: Alcohol Use and Abuse

**Professor Wesley Perkins
Spring 2013**

Theories of Causes of Problem Drinking

- I. Public Health Model**
- II. Psychological Theories**
- III. Sociological Theories**

I. Public Health Model

- 1. Agent**
- 2. Host**
- 3. Environment**

II. Psychological Theories

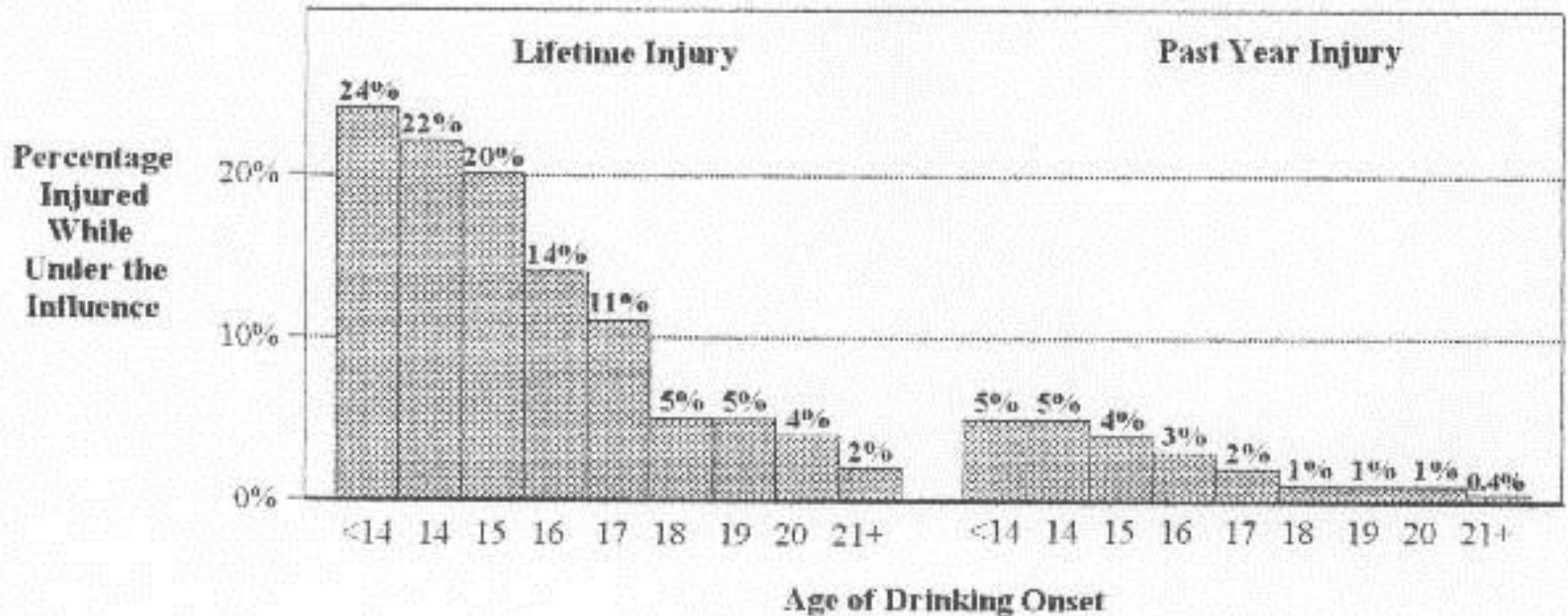
- **Social learning (reward, modeling)**
- **Stress response dampening**
- **Tension Reduction**
- **Self Awareness Reduction**
- **Self derogation**
- **Alcohol myopia**
- **Alcohol expectancy**
- **Sensation seeking**

III. Sociological Theories

- **Problem prone behavior (labels and lifestyles)**
- **Gateway drugs and early onset**

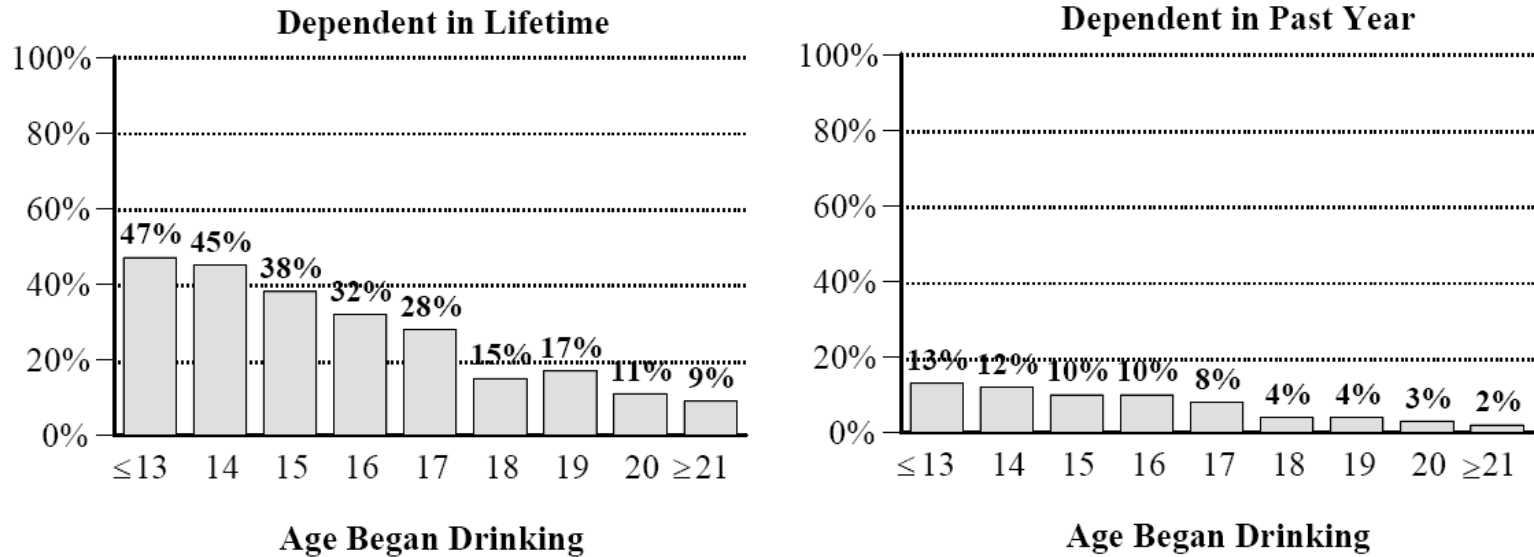
Percentage of People Injured in Their Lifetime and in the Past Year While Under the Influence, by Age of Drinking Onset

(N=26,797)



SOURCE: Adapted by CESAR from Hingson R.W., Heeren T., Jamanka A., Howland J., "Age of Drinking Onset and Unintentional Injury Involvement After Drinking," *Journal of the American Medical Association* 284(12):1527-1533, September 27, 2000. For more information, contact Dr. Ralph Hingson at rhingson@bu.edu.

Percentage of U.S. Adults Aged 18 and Older Dependent on Alcohol, By Age of Drinking Onset



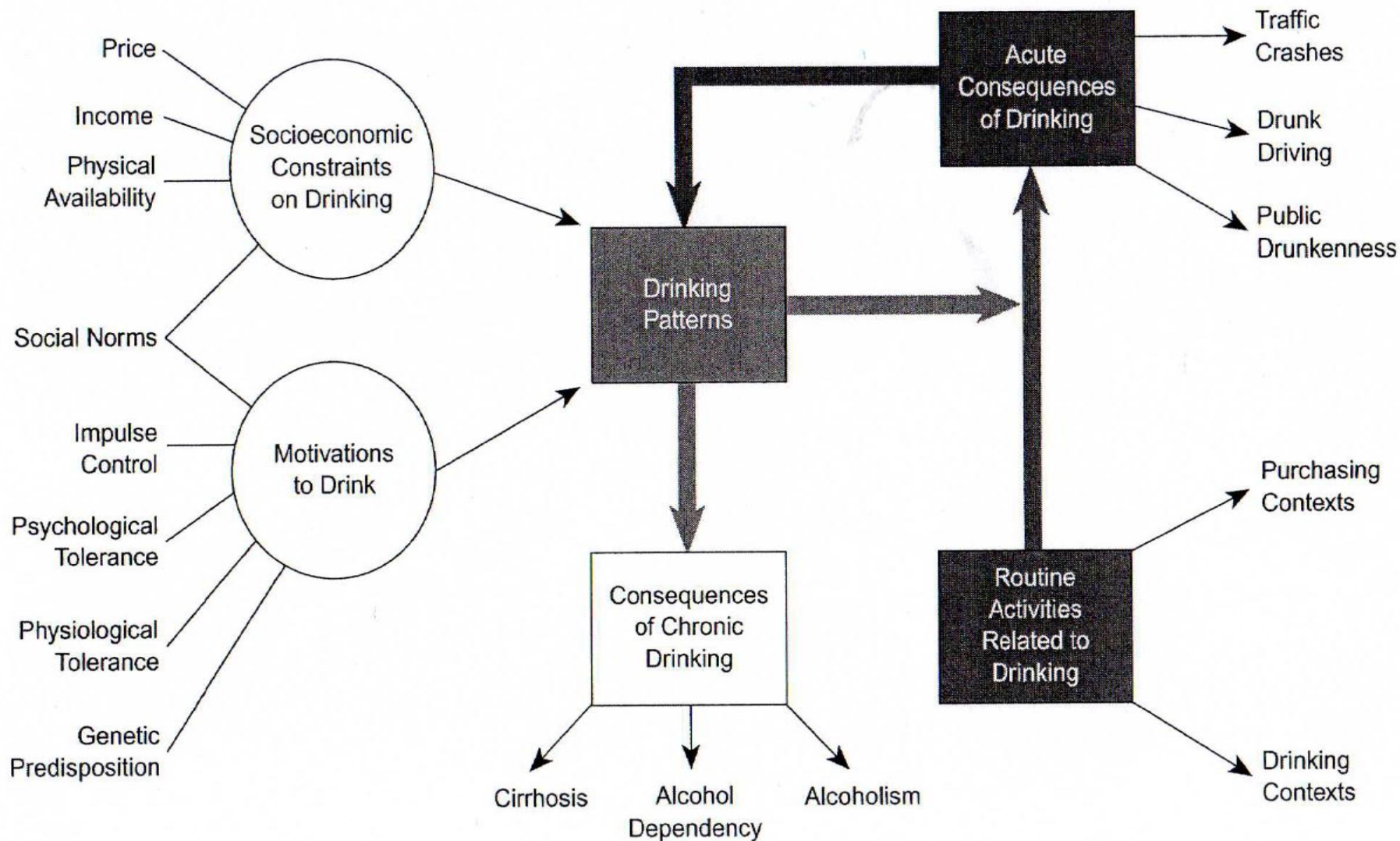
NOTES: The NESARC was a face-to-face survey of a multistage probability sample of 43,093 adults age 18 years and older conducted in 2001–2002. Data in the figure are based on the 26,829 respondents who reported ever drinking alcohol.

SOURCE: Adapted by CESAR from Hingson, R.W., Heeren, T., and Winter, M.R. “Age at Drinking Onset and Alcohol Dependence,” *Archives of Pediatrics and Adolescent Medicine* 160(7):739-746, 2006. Available online at <http://archpedi.ama-assn.org/cgi/reprint/160/7/739>. For more information, contact Dr. Ralph Hingson at rhingson@mail.nih.gov.

III. Sociological Theories

- **Problem prone behavior (labels and lifestyles)**
- **Gateway drugs and early onset**
- **Peer associations, peer norms, and role modeling**
- **Social control (family, schools, economic, legal)**

An ecological model of drinking behavior



Source: Gruenewald, P. J., et al. Alcohol availability and the ecology of drinking behavior. *Alcohol Health & Research World* 17(1):39–45, 1993.

III. Sociological Theories

- **Problem prone behavior (labels and lifestyles)**
- **Gateway drugs and early onset**
- **Peer associations, peer norms, and role modeling**
- **Social control (family, schools, economic, legal)**
- **Religion and ethnicity**

MEANS/PERCENTAGES FOR ALCOHOL AND OTHER DRUG MEASURES BY RELIGIOUS
BACKGROUNDS

<u>Alcohol Indexes</u>	<u>Protestant (N=596)</u>	<u>Catholic (N=482)</u>	<u>Jewish (N=248)</u>	<u>None (N=101)</u>	<u>Signifi- cance Level</u>
Consumption ^a	6.2	6.5	5.4	5.9	p < .001
Negative Consequences ^b	2.9	3.3	2.0	2.9	p < .001
Family Problem	20%	22%	8%	26%	p < .0001
Mother's Social Drinking ^c	2.5*	2.5	1.6	2.4	p < .0001
Father's Social Drinking ^c	3.4	3.9	2.5	3.2	p < .0001
Personal Attitude ^d	3.1*	3.2	3.1	3.1	p < .05
Perceived Mother's Attitude ^d	2.2*	2.2	2.1	2.4	n.s. ^g
Perceived Father's Attitude ^d	2.5	2.5	2.4	2.5	n.s.
Perceived Friends' Norm ^d	3.4	3.5	3.3	3.4	n.s.
Perceived High School Norm ^d	3.3	3.2	3.3	3.3	n.s.
Perceived Campus Norm ^d	3.9	3.8	3.9	3.9	n.s.
<u>Other Drug Indexes</u>					
Drug Use ^e	5.1	5.1	5.6	5.3	n.s.
Personal Attitude ^f	2.3	2.3	2.3	2.4	n.s.
Perceived Campus Norm ^f	4.7	4.4	4.6	4.5	n.s.

- ^aIndex range is 0 (no consumption) to 15.6 (highest consumption score).
- ^bIndex range is 0 (no consequences) to 20 (consistent multiple consequences).
- ^cIndex range is 0 (no drinking) to 12 (most drinks).
- ^dIndex range is 1 (most conservative) to 5 (most liberal).
- ^eIndex range is 0 (no drug use) to 18 (most drug use).
- ^fIndex range is 0 (most conservative) to 9 (most liberal).
- ^gDifferences among religious background categories are not significant ($p \geq .05$) based upon analysis of variance.
- *Significant differences ($p < .05$) exist among Protestant denominational groupings.

MEAN ALCOHOL CONSUMPTION SCORES FOR PROTESTANT, CATHOLIC,
AND JEWISH COLLEGE STUDENTS BY CLASS YEAR.^a

<u>Class Year</u>	<u>Protestant</u>	<u>Catholic</u>	<u>Jewish</u>	<u>Significance of Religious Background^b</u>
1st Year	5.9 (164)	6.2 (128)	4.8 (69)	p < .05
2nd Year	6.5 (137)	7.2 (114)	5.1 (62)	p < .001
3rd Year	6.3 (144)	6.5 (114)	5.4 (42)	n.s.
4th Year	6.2 (120)	6.3 (90)	6.4 (55)	n.s.
Significance of Class Year ^b	n.s.	n.s.	p < .05	

^aThe N of cases for each cell is noted in parentheses.

^bAnalysis of variance among categories.

III. Sociological Theories

- **Problem prone behavior (labels and lifestyles)**
- **Gateway drugs and early onset**
- **Peer associations, peer norms, and role modeling**
- **Social control (family, schools, economic, legal)**
- **Religion and ethnicity**
- **Mass media influence and role modeling**